



Special Issue of First International Conference on Advancements in Research and Development
A Study on the Impact of Performance Management Systems on
Employee's Performance in Degree Institutions in Kalaburagi

Archana V Padgul (M Kinagi)¹, Dr. Rekha N Patil²,

¹ Research Scholar at VTU, Belagavi, INDIA and Assistant Professor, Faculty of Business Studies (Exclusively for Women) , Sharnbasva University, Kalaburagi INDIA Mob-9060867912

²Assistant Professor, VTU Regional Office, Kalaburagi, MBA Department, INDIA,

¹archana.padgul28@gmail.com, ² rekhatpatil_mba@yahoo.co.in

Abstract

The reason for this investigation is planned for surveying impact on symbolic execution of executive systems. The particular targets were to realize how self-awareness impact worker execution, to discover how pay impacts representative execution, to distinguish how assessment of worker exhibitions impact foundation execution and to know the presentation the executives framework and how it helps in institutional turn of events The Research achieved a high reaction which helped to intensify the discoveries. That PMS came out unmistakably affects representative execution. It was uncovered that PMS has changed the manner in which representative's works as far as granting information and aptitudes through preparing and tutoring. It has helped them feel enabled as far as compensating them for the great work done. PMS has assisted with separating accomplishment among representatives at all levels, in this way driving optional exertion.

Keywords: *Performance Management, PMS, employee performance, personal development, institutional development*

1. Introduction

The theoretical setting up of executives relies on the perception that presentation is more than skill and motivation. This is argued that clarification of expectations is a key to motivating the worker to recognize what is common and the need order. This study focuses on evaluating the executive framework's impact on representative execution. Although various assessment mechanisms are still present and continue to be refreshed, the executive's mechanisms are increasingly identified as the best method for supervising the execution of staff. Walters (1995) finds the executive's mechanisms to be concerned with directing and helping members to step in as effectively and productively as possible in compliance with the association's requirements. Representative

execution will continue to be of crucial importance to HRM over the next few years, and various partnerships will slowly transform the development of organized execution of board systems based on a network of competencies to help accomplish this Organizations need to re-examine how they recruit, train, and honor their employees in order to properly figure out this. Thusly employees could be urged to be serious. The human being in an organization is undeniably an significant aspect and the deployment of resources into staff fills up as one of the main methods of administration. Associations are seeking to create, propel and increase their representatives' exhibition in a variety of HR applications (Gungor, 2011).

Accordingly execution management should be a significant advance in the HRM frameworks of the

association to impact on activity execution. The theme of exploration is chosen in the light of the fact that there are currently numerous associations for progress and intensity that are dependent on worker. As the Resource based view says, members are an association’s assets and resources. Thereafter, associations must make sense of the procedures for distinguishing, empowering, estimating, evaluating, improving and remunerating the busy work of the exhibition representatives. In this regard, execution the executives have come to assume a crucial role in helping companies to arrive at their targets of productivity (Stevens & Joyce, 2000). Indeed, the practices of the board HR could impact individual representative practices. The impact of Human Resources (HR) on the commitment and execution of members is focused on the discernment and assessment of such activities by the staff (Guest, 1999)

2. Objectives:

- i. Understanding how personal growth impacts Efficiency of the employees.
- ii. To find out how compensation is affecting the performance of employees.
- iii. To identify how performance of employees influences performance of institutions.
- iv. Understanding the method of performance management and how that assists in institutional growth.

3. Literature review

Armstrong (2004) characterized execution Management as a methods for showing signs of improvement results from the entire associations by comprehension and overseeing inside a concurred system, execution of arranged objectives, guidelines and fitness necessities. At a hierarchical degree of investigation it's accepted that an association that is performing great is one that is effectively accomplishing its targets; at the end of the day, one that is viably executing a suitable methodology (Otley, 1999).

Representative execution within a specified period defined as the record of results obtained for each activity job (Deadrick and Gardner's, 1997). If seen along these lines execution is spoken to as a

dispersion of accomplished outcomes and execution may be calculated using an array of boundaries that depicts a worker's perception of extra time execution.

The performance management system cycle elements include: setting goals , performance measurement, feedback on performance outcomes, performance-based reward system, and changes to goals and activities (Mabey et al , 1999).

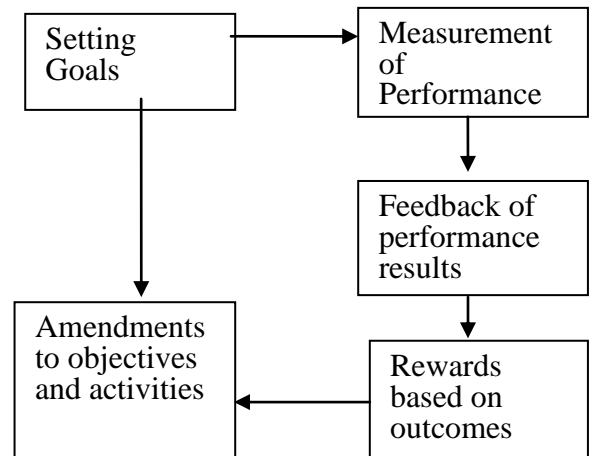


Fig.1: Performance management systems cycle

4. Data collection methods

The data were collected using primary and secondary methods of collecting data. Primary through questionnaires and secondary through literature related topics.

5. Data analysis & interpretation

Max 120 respondents engaged well in data collection

1. Table & Graph: Existence of PMS in the institution

Factor	No. of Respondents	Percentage
Yes	120	100
No	0	0
Don't Know	0	0
Total	120	100

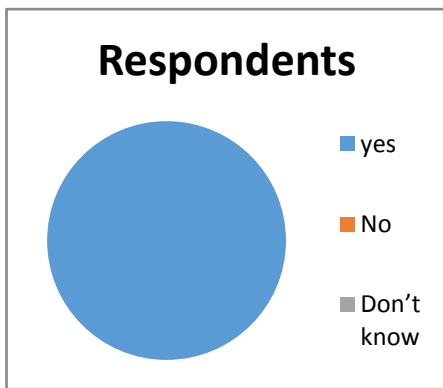


Fig.2.Existence of PMS in the institution

Analysis & Interpretation: From the above table it shows that All 120 respondents knew about the presence of PMS in their establishment.

2. Table & Graph: Satisfaction with the current PMS

Factor	No. of Respondents	Percentage
Agree	58	48.3
Disagree	42	33.3
Not sure	20	16.6
Total	120	100

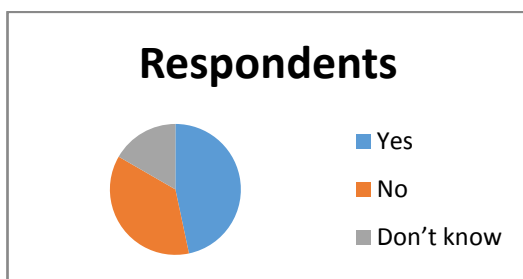


Fig.3.Satisfaction with the current PMS

Analysis & Interpretation: From the table and graph 58 respondents, 48.3% of those who responded to this inquiry, were satisfied with the presence of PMS in the organization. On the other hand, 42 respondents who are approximately 33.3% were not satisfied with the current exhibition board framework in their organization. Twenty respondents, equivalent to 16.6%, were

uncertain as to whether or not they fulfilled the PMS current.

3. Table & Graph: PMS differentiate between good and poor performers

Factor	No. of Respondents	Percentage
Yes	100	83.3
No	10	0.83
Don't Know	10	0.83
Total	120	100

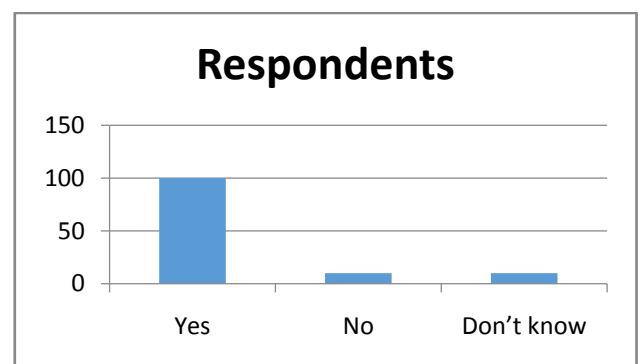


Fig.4. PMS differentiate between good and poor performers

Analysis & Interpretation: From the above information, 100 respondents about 83.3 percent showed that PMS separated the poor from the foundation 's great entertainers, 10 respondents equivalent to 0.83 percent felt that PMS did not separate the poor from the great entertainers, and 10 respondents who were 0.83 percent did not know if PMS separated the poor from the great performers.

4. Table. & Graph. The impact of performance management systems on changes in the workings of employees

Factor	No. of Respondents	Percentage
Yes	56	46.7
No	44	36.7
Don't Know	20	16.6
Total	120	100

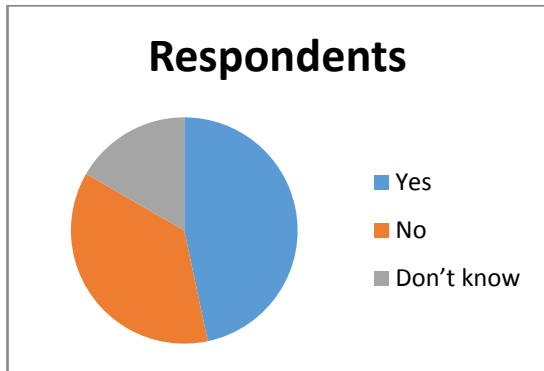


Fig.5.The impact of performance management systems on changes in the workings of employees

Analysis & interpretation: Approximately 46.7 percent of the 56 respondents from the above presentations claimed that PMS has changed the way they behave through preparation in terms of providing knowledge to meet challenges that arise in the workplace. Other 44 about 36.7 percent indicated PMS had not changed their way of working. And 20 respondents who are 16.6 per cent were not sure, saying they don't know if PMS has changed their way of working or not

5. Table & Graph: Employee views on PMS process

Factor	No. of Respondents	Percentage
Positive	79	65.8
Negative	18	15
Neutral	23	19.2
Total	120	100

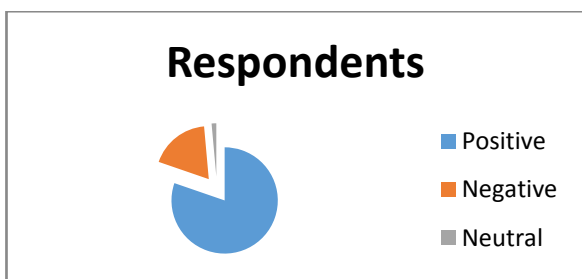


Fig.6.Employee views on PMS process

Analysis & Interpretation: 79 respondents, who are around 65.8 percent, viewed the PMS method positively from the above data. Though 18 respondents viewed it in a negative manner equivalent to 15.0 percent, 23 roughly 19.2 per cent of respondents had no knowledge of the PMS mechanism.

6. Table & Graph: The effect of PMS on enhancing employee's work life

Factor	No. of Respondents	Percentage
Agree	38	31.7
Disagree	12	10
Neutral	70	58.3
Total	120	100

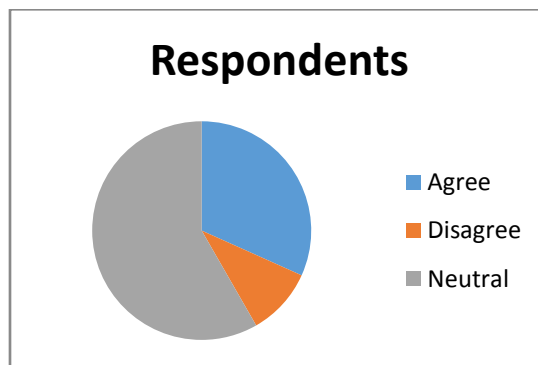


Fig.7. The effect of PMS on enhancing employee's work life

Analysis & interpretation: From the data , it is evident that 38 respondents, approximately 31.7 percent agreed that PMS enhances their work life,12 respondents, which is 10.0 percent disagreed that PMS enhances their work life in the institution, 70 respondents were 58.3 percent neutral with this question of whether or not PMS enhances their work life in the institution.

6. Findings:

1. All 120 respondents knew about the presence of PMS in their establishment. All the representatives knew about presence of PMS in their foundation.
2. From the table and graph 58 respondents, 48.3% of those who responded to this inquiry, were satisfied with the presence of

PMS in the organization. On the other hand, 42 respondents who are approximately 33.3% were not satisfied with the current exhibition board framework in their organization. Twenty respondents, equivalent to 16.6%, were uncertain as to whether or not they fulfilled the PMS current.

3. From the above information, 100 respondents about 83.3 percent showed that PMS separated the poor from the foundation's great entertainers, 10 respondents equivalent to 0.83 percent felt that PMS did not separate the poor from the great entertainers, and 10 respondents who were 0.83 percent did not know if PMS separated the poor from the great performers.
4. Approximately 46.7 percent of the 56 respondents from the above presentations claimed that PMS has changed the way they behave through preparation in terms of providing knowledge to meet challenges that arise in the workplace. Other 44 about 36.7 percent indicated PMS had not changed their way of working. And 20 respondents who are 16.6 percent were not sure, saying they don't know if PMS has changed their way of working or not.
5. 79 respondents, who are around 65.8 percent, viewed the PMS method positively from the above data. Though 18 respondents viewed it in a negative manner equivalent to 15.0 percent, 23 roughly 19.2 percent of respondents had no knowledge of the PMS mechanism.
6. From the data, it is evident that 38 respondents, approximately 31.7 percent agreed that PMS enhances their work life, 12 respondents, which is 10.0 percent disagreed that PMS enhances their work life in the institution, 70 respondents were 58.3 percent neutral with this question of whether or not PMS enhances their work life in the institution.

Suggestions:

The organization must view PMS as comprehensively, including all the components, for example, foundation culture. Despite this

capacity or willingness the PMS would possibly become a constant practice instead of increasing the interest of the group and individual employees.

Sharpening of all the members must be considered in order to make the executive structures aware of the ramifications of the execution. PMS instrument gives unmistakable advantages to the establishments, including capacity to guarantee improvement designs in accordance with "set goals and guarantee there is an immediate connection between's the two in this manner furnishing representatives with development and opportunity inside the foundation.

There should be sensible pay for higher performers. PMS has a task to carry out as far as remunerating better workers however elite ought to be corresponding to its prize on the off chance that we are to build the confidence of the representatives.

Conclusion

The goals of the investigation were met and the exploration questions were replied. From the investigation it was reasoned that, there is a connection between execution the executive's framework and worker execution. Execution the board frameworks trigger the accomplishment of establishment objectives by affecting representative execution.

References:

- [1]. Adam, J. (2007), Business Research Methodology, A Background Material for Students and Other Readers.
- [2]. Aguinis, H. (2009), Performance Management. second edn, Person instruction, Inc., distributing as Prentice Hall.
- [3]. Armstrong, M. (2004), A Handbook of Human Resources Management Practice, 10th edn, Kogan Page, London.
- [4]. Carlson et al (2006), Effective Human Resources Management in Small and Medium Enterprises: Global Perspective, IGI Global, USA
- [5]. Coelho, J.F.G.M. and Moy, D. (2003), The New Performance Evaluation Methodology and its Integration with Management Systems. The TQM Magazine, 15(1), 25-29.

- [6].De Waal,A.(2003), Behavioral elements for the effective usage and utilization of execution the board systems,Management Decision Volume 41.
- [7].Deadrick, D. L. and Gardner, D. G. (1997), Distribution Ratings of Performance Levels and Variability: An Examination of Rating Validity in a Field Setting, Group and Organization Management Journal 39 (4).
- [8].Fletcher,C. (2001),Performance evaluation and management:The creating research agenda,Journal of Occupation and Orgarnization Psychology,Volume 74.
- [9].Gold, D.(1969),"Factual Tests and Substantive Significance "American Sociologist, 4(1): 42–46.
- [10].Visitor, D.E. (1999), Human Resource Management: The Workers Verdict. Human Resource Management,Journal 9.
- [11].Joppe, M. (2000), The Research Process. Retrieved February 25, 1998, from <http://www.ryerson.ca/~mjoppe/rp.htm>
- [12].Gungor, P. (2011). The Relationship between Reward Management System and. Procedia Social and Behavioral Sciences, 1510–1520.