



Special Issue of First International Conference on Advancements in Management, Engineering and Technology (ICAMET 2020)

Investigation of intelligent transport system with optical vehicle-to-vehicle communication

Qurratul Aini¹, Sabah Syed Nasirullah², Sumaya Tazeen³, Mirza Younus Ali Baig⁴, Lochan Rampal⁵

¹Research scholar, Dept of ECE, Shri JIT University, Rajasthan,

²Lecturer, University of Technology and Applied Science Muscat, Sultanate of Oman.

³Assistant Professor, Dept of ECE, S.W.C.E.T, Hyderabad, India,

⁴Research scholar, Dept of CSE, Qatar University, Qatar,

⁵Assistant professor, Dept of CSE, Geethanjali College of engineering and technology, Hyderabad, India

India.q.ain52@gmail.com¹, Sabah.nasirullah@hct.edu.om,² sumayatazeen@gmail.com³,

yonusalimirza@gmail.com⁴ Lochanrampal5@gmail.com⁵

Abstract

We present a smart vehicle framework (ITS) with optical vehicle-to-vehicle (V2V) and vehicle-to-foundation (V2I) correspondence utilizing optical remote correspondence (OWC) technology. The vehicles and the side of the road units goes about as imparting hubs, giving each-other the data with respect to vehicles and foundation fashionable the region. The LED based optical remote correspondence utilized goes to be successful in short range view correspondence and along these lines beating the confinements brought about because of isotropic nature of radio waves. Be that as it may, there are huge imperatives to OWC utilized for ITS, which are because of weaknesses like unfriendly climatic disturbance conditions which corrupts the connection execution because of irradiance vacillations. In this paper, we speech these impediments and scientifically assess the symbol-error-rate (SER) for the thought about framework with autonomous and non-indistinguishably detached optical connections. Vehicular and hoc networks are amenities through authorizing huge applications to require both proficient and reliable data delivery. In this paper, the presentation examination of VLC grounded vehicle to vehicle communication (V2V) is obtainable.

Keywords: Intelligent transport system, Error rate performance, Optical wireless communication, Vehicle-to-vehicles communication and Maximum likelihood decoding.

I. Introduction

The optical remote correspondence designed for keen transport framework (ITS) through vehicle-to-vehicle (V2V) and vehicle-to-framework (V2I) correspondence consumes pulled in huge enthusiasm among open specialists and examination network, because of the powerful answers for improving security guidelines and countries existence [1]-[2]. The ITS offers different submissions which remain focused to decrease auto collisions, encourage

crisis the executives and stream of traffic. In recent a long time, there has been progression in innovation, for example, electronic soundness control (ESC), hostile to stopping mechanism (ABS) what's more, some more, which give vehicular wellbeing and improves street security. These vehicular advances can be additionally improved if the vehicle knows about the activity of the vehicles in the region through allocation data among them complete remote correspondence. The vehicular correspondence framework for the most part contains two kinds

of hubs: vehicular and side of the road hubs. The vehicular correspondence is created as a piece of ITS which empowers security and from head to foot productivity with the guide of incorporated installed PCs, sensors, route framework in addition the remote correspondence [4]. The clever transportation tries to get constant data about the street traffic. Other than the fundamental inspiration of an ITS which is wellbeing enhancements, there are numerous different benefits of ITS: it helps in evading clog and finding better courses by gaining real-time data around the circumstances.

The light radiating diode (LED) founded optical remote correspondence (OWC) frameworks need been immensely examined [3] [4]. The LED remains the maximum reasonable decision for OWC framework, outstanding to the aforementioned innate points of interest like high vitality proficiency, long working life besides lower cost. In this way the LED based OWC framework is relied upon to be a helpful classical for ITS sooner rather than later. Then again, a camera is utilized as an optical recipient who gives the non-obstruction correspondence capacity to OWC framework. The advancement of V2V in addition V2I correspondence involves the information on the engendering network qualities. The spread divert fashionable some remote correspondence framework is portrayed with the assistance of a few all around characterized factual models. The dependability of an OWC connection can be supported on the off chance that we use a viable probabilistic model intended for the choppiness. The gamma-gamma (gg) circulation is the proper decision for the spreading station model as it gives the great fit to exploratory information and fuse a large portion of the channel disabilities and gives commonsense conditions to view (LOS) networks. In this paper, we study an ITS through V2V correspondence furthermore, V2I correspondence as of side of the road hubs. The need for more capacity and better safety on our freeways can readily be understood by the average driver who encounters the worsening traffic situation in their daily commute [6]. With the popularity of the automobile and the desire or necessity of many to live away from the city centres daily traffic jam reports have become an essential part of many peoples' mornings.

Preceding the two roadsides. The most extreme probability (ML) deciphering plan is utilized at the goal vehicle to decipher the information communicated from the vehicles in the region in addition the side of the road hubs. It tends to be seen as of [5-7] that the utilization of ML decoder in the goal can recover the recipient execution. Altogether the optical connections are viewed as gg circulated as it gives solid match the estimation information for wide scope of choppiness conditions (frail to solid). Further we scientifically assess the mistake execution of the measured framework for various network situations.

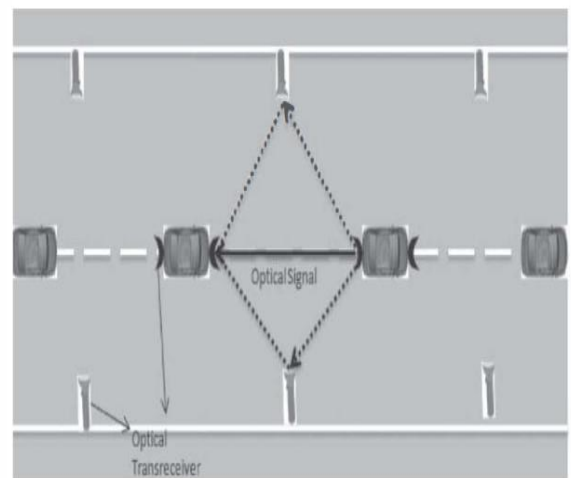


Fig. 1. Constellation diagram of M-PSK signals. R_i ; $i = 1, 2, \dots, M$ represents the region of correct decision.

2. System Model

We study an ITS through V2V in addition V2I OWC framework as appeared in Fig. 1. The vehicles in ITS remain furnished through optical transceiver. "Additionally there are similarly dispersed optical transceiver hubs preceding the two roadsides to speak through the vehicle cruising through the backside of the vehicle is expected to must three steering sending gaps while the front finish of the vehicle has three reversing accepting openings". "The side of the road hubs goes about as a hand-off used to advance the information got as of the main vehicle to the first vehicle". [1-5]

2.1 Transmission Protocol

The driving vehicle sends its condition of data to the going before vehicle legitimately just as by implication complete side of the road hubs over OWC joins. The vehicle gets numerous duplicates

of the data about the main vehicle, in this way diminishing the likelihood of blunder happening through the transmission concluded air. The pilot indications are directed alongside the information intended for the harmonisation reason at the goal vehicle. In this way as appeared in Fig. 1, the information got through the first vehicle finished three ways (Po, PI also, P3) determination be, separately

$$\begin{aligned} r_0 &= \eta_0 I_0 \sqrt{\gamma_0} x + e_0 \\ r_1 &= \eta_1 I_1 \sqrt{\gamma_1} x + e_1 \\ r_2 &= \eta_2 I_2 \sqrt{\gamma_2} x + e_2 \end{aligned} \quad \text{----- (1)}$$

where $x \in A$ is the communicated information where A is a Mary stage move keying group of stars, It for $t = 0, 1, 2$ signifies the irradiance coefficient of the particular optical remote connections, η_t is the optical-to-electrical transformation coefficient of the relating t -th connect, γ_t indicates the normal sign to-commotion proportion (SNR) then $e_t \sim \mathcal{CN}(0, N_t)$ speaks to the added substance white Gaussian clamor (AWGN).

2.2 Channel Model

"All wireless optical links in the considered system are assumed to be gamma-gamma (gg) distributed. In the gg distributed atmospheric channel model, the normalized light intensity can be considered as a combination of two components, namely large-scale and small-scale atmospheric effects, where each component is assumed to follow the gamma distribution ". "This distribution approximates the behavior of the fluctuations of the optical irradiation in the turbulent atmosphere under all the regimes of fluctuation of the irradiation". "For a wide range of turbulent conditions (weak to strong), the probability density function (PDF)" of the fade gain I have given as

$$f_I(I) = \frac{2(\alpha\beta)^{(\alpha+\beta)/2}}{\Gamma(\alpha)\Gamma(\beta)} I^{(\alpha+\beta)/2-1} K_{\alpha-\beta}(2\sqrt{\alpha\beta}I) \quad \text{-- (2)}$$

Anywhere, $K_a(\cdot)$ is the adjusted bessel capacity of second sort of request a, $\Gamma(\cdot)$ is the gamma capacity and boundaries $\alpha > 0$ and $\beta > 0$ are

barometrical disturbance boundaries of the optical remote connection.

3. Presentation Analysis

3.1 Decoding at Destination

In this subdivision, we clarify the ML translating calculation utilized through the goal vehicle to translate the information sent through the foundation vehicle. The ML decoder expands the combined PDF of the considerable number of signs got in the goal. It is accepted that goal consumes impeccable CSI of altogether the OWC joins. In request to disentangle the communicated information through the source, the goal requirements towards ascertain a log-probability proportion (LLR) work as given in [6], segment [2.3]. The separate LLR work got on the goal for every image finished diverse way can be assessed as

$$\delta_{p,q,l} = \ln \left(\frac{f(r_l | I_l, x=x_p)}{f(r_l | I_l, x=x_q)} \right)$$

There are three images got at the goal vehicle in once space more than three unique ways, therefore the last LLR work at the goal will be $\delta_{p,q,D} = \delta_{p,q,0} + \delta_{p,q,1} + \delta_{p,q,2}$. thus the LLR founded conclusion rule in the last stop determination be

$$\delta_{p,q,D} \begin{matrix} x_a \\ \geq 0 \\ x_b \end{matrix}$$

Using the above choice guideline we can disentangle the information communicated by the main vehicle to the previous vehicle.

3.2. Figure Error Rate Analysis

"The closed form expression of average SER for ITS using V2V and V2I communication is derived in this section on gg distributed optical links." "Let x_p be the transmitted symbol and the destination decides wrongly in favor of x_q , $p \neq q$ "; therefore, the normal probability of torque error (PEP) at the end point can be reported as $P_e^D \{x_p \rightarrow x_q\} = \Pr\{\delta_{p,q,D} \leq 0\}$

Where \Pr characterizes the probability of an happening.

$$\delta_{p,q,D} \sim N(\mu, v^2)$$

It is experimental as of that provisionally follows gaussian distributions where

$$\mu = 2\psi Re\{x^*(x_p - x_q)\}$$

$$v^2 = 2\psi Re\{(x_p - x_q)^2\}$$

measurements. The channel limit can be investigated by utilizing Shannon Hartley hypothesis meant as

3.3 Channel Capacity

Limit is a significant exhibition metric describing any correspondence interface. The channel is thought to be memoryless with free and indistinguishably circulated blurring

$$C = B \log_2 \left(1 + \frac{S}{N} \right)$$

Where C is restrained in bits/s/Hz, S and N means signal besides noise powers, correspondingly.

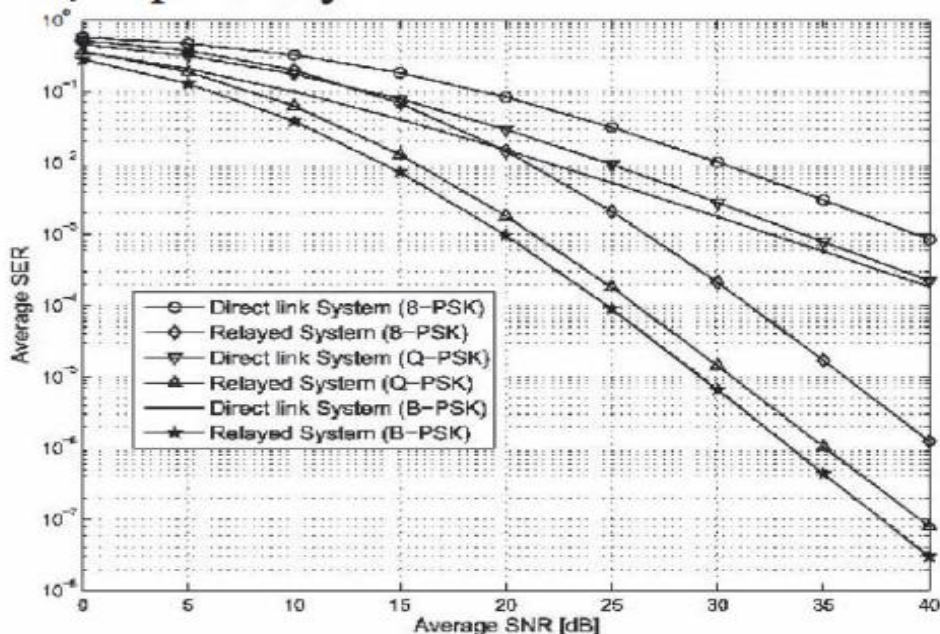


Fig.2. Standard SER presentation examination of considered ITS for changed Modulation schemes below reasonable atmospheric encouraged commotion.

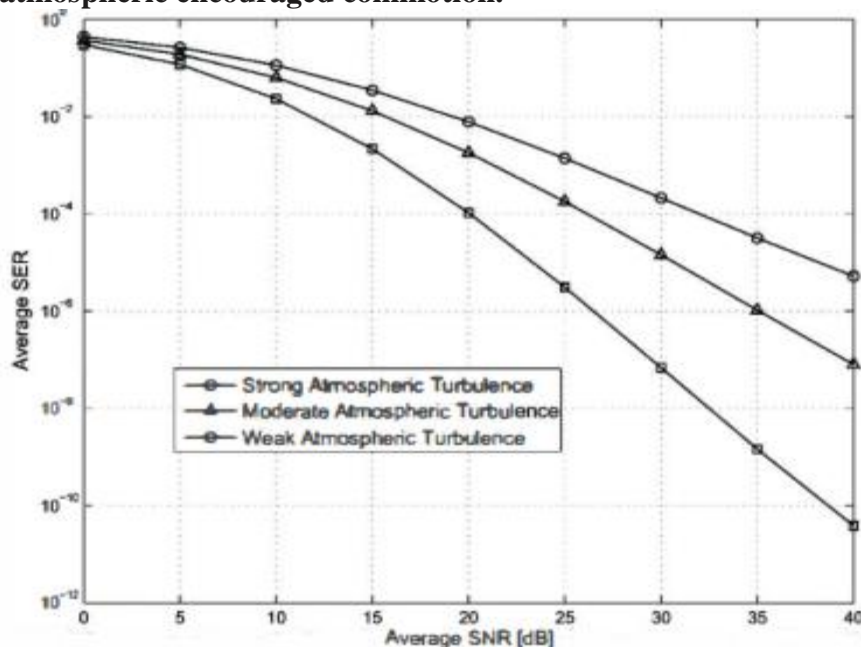


Fig. 3. Error investigation of ITS scheme for changed atmospheric turbulence for QPSK modulation arrangement.

IV. Numerical Results

In this area, we outline the impact of barometrical disturbance on the presentation of

ITS through V2V and V2I optical remote correspondence. In this area, the impact of barometric noise on the presentation of ITS is

outlined through the remote optical correspondence V2V and V2I “Specifically, the normal image error rate (SER) and the channel limit of the considered frame are obtained. The optical link is considered appropriate dd with

solid environmental instability (a = 4.2, 1.4), moderate (a = 11.6, 10.1) and fragile (a = 4.0, 1.9)”. "In Fig. 2, we present the normal SER performance of the IT’S for various regulation planes below moderate barometric instability."

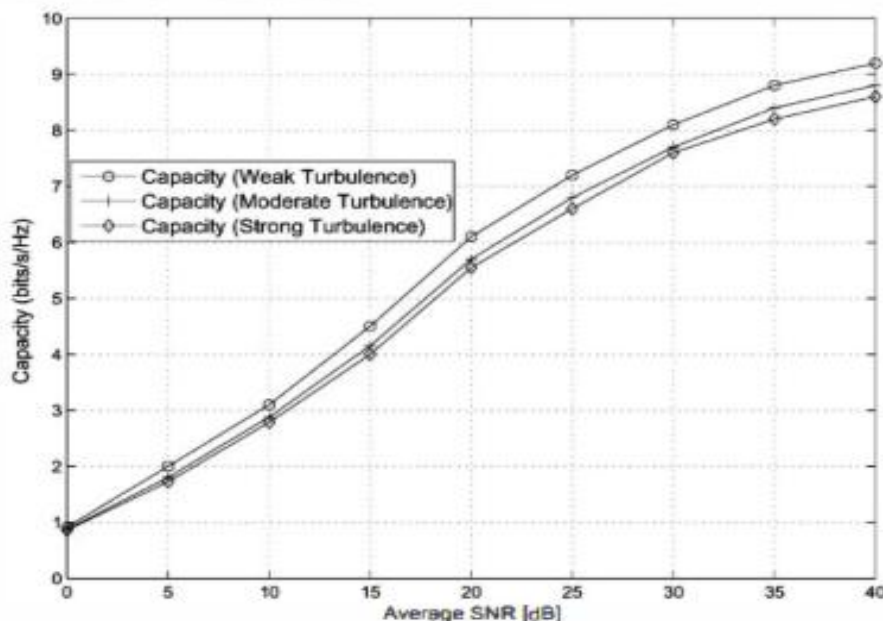


Fig. 4. Capacity analysis of the considered ITS

We study the ITS through single direct connection among two vehicles just as the transferred ITS framework. It is seen that the transferred ITS framework with different connections achieve superior to the ITS framework with a solitary direct connection. Additional we mention an objective fact that the presentation of BPSK balance plot is better as looked at than other plans. It is seen that a presentation increase of 7dB IS accomplished by a framework with BPSK conspire over a framework with 8PSK plan. The presentation of normal SER versus normal SNR for the thought about framework under various environmental disturbances for QPSK adjustment conspires is appeared in Fig. 3. It is watched that as the environmental conditions falls apart the framework execution likewise corrupts. An exhibition increase of 12 dB is accomplished by a framework with frail disturbance over the framework with solid disturbance. In Fig. 4, we brand the limit investigation of the ITS underneath distinctive barometrical choppiness circumstances. It is seen that as the environmental choppiness circumstances gets more vulnerable, the channel limit of the framework recovers, which is very natural.

We investigated different preceding and matching arrangements for the V2V-VLC system considering flickering/dimming control and the nature of the outdoor VLC channel as a frequency discriminating channel to improve the system’s presentation. We simulated the VLC channel through additional application of ITS by suggesting a road asset recording with the help of smart vehicles and Fog lets visible light constructed.

Conclusion

In this work, we must projected the optical remote correspondence constructed ITS with V2V and V2I correspondence. We determine the ML decoder at the goal and using the determined ML decoder we give shut structure articulation of normal SER for the thought about framework. Further we gave the limit investigation of the thought about ITS. A VLC-based V2V organization by means of the O-OFDM method was investigated. Practical channel situation by employing numerous types of noise and reflectors was measured based on IEEE 802.15.7r1. An adaptive inflection scheme was used to fully utilize the communication resources. Hence, it is essential to properly model surveillance

belongings as a initial step which was done in this work.

References

- [1].Jing Zhu; Roy, S., "MAC for dedicated short range communications in intelligent transport system," Communications Magazine, IEEE , vol.41,no.12, pp.60,67, Dec. 2003.
- [2].Gradinescu, y.; Gorgorin, C.; Diaconescu, R.; Cristea, Y.; If tode, L.,"Adaptive Traffic Lights Using Car-to-Car Communication," VehicularTechnology Conference, 2007. VTC2007- Spring. IEEE 65th , vol., no.,pp.21,25, 22-25ApriI2007.
- [3].Chow, C.w.; Yeh, C.H.; Liu, Y.F.; Huang, P.Y., "Mitigation of OpticalBackground Noise in Light-Emitting Diode (LED) Optical WirelessCommunication Systems," Photonics Journal.
- [4].Mesleh, R.; Elgala, H.; Haas, H., "LED nonlinearity mitigationtechniques in optical wireless OFDM communication systems," OpticalCommunications and Networking, IEEE/OSA Journal of , vol.4, no.11,pp.865,875, Nov. 2012.
- [5].Bansal, A.; Bhatnagar, M.R.; Hjorungnes,A., "Decoding and PerformanceBound of Demodulate-and-Forward Based Distributed Alamouti STBC,"Wireless Communications, IEEE Transactions on , vol.12, no.2,pp.702,713, February 2013.
- [6].H. L. Y. Trees, Detection, Estimation, and Modulation Theory: Part I.Detection, Estimation, and Linear Modulation Theory. New York, USA:John Willey & Sons, Inc., 2001.
- [7].A. P. Prudnikov, Y. A. Brychkov, and O.I. Marichev, Integrals and Series:More Special Functions , (Gordon and Breach Science Publishers, 1990,vol. 3).